

Scaled data based on original data using
LM-79-08 Approved Method: Electrical and Photometric Measurements of Solid-
State Lighting Products

Test Report Prepared for
Cooper Lighting Solutions
(formerly Eaton)

Brand: McGRAW-EDISON

Report Number: P947960

Luminaire Tested: **GALN-SB3A-930-U-5NQ**

Issue Date: 1/21/2025

Test Information

Test Method: LM-79-08
Report Number: P947960
TEST IS SCALED FROM IESNA LM-79-08 TEST DATA (G2-2411-289-18)
Test Lab: INNOVATION CENTER
Issue Date: 1/21/2025
Manufacturer: COOPER LIGHTING SOLUTIONS (FORMERLY EATON)
Product Line: McGRAW-EDISON
Catalog Number: GALN-SB3A-930-U-5NQ
Description: GALLEON AREA AND ROADWAY HIGH DENSITY LED LUMINAIRE
(3) 90 CRI, 3000K, 350mA LIGHTSQUARES WITH 26 LEDS EACH AND TYPE V NARROW OPTICS
Light Source: -
Ballast/Driver: -

Summary

Lumens per Lamp: N/A
Luminaire Lumens: 9811 lumens
Efficiency: N/A
Efficacy: 115.8 lumens/watt
Luminous Opening: Rectangular (W 1' x L: 1' x H: 0')
IES Classification: Type V - Short
BUG Rating: B3 - U0 - G1

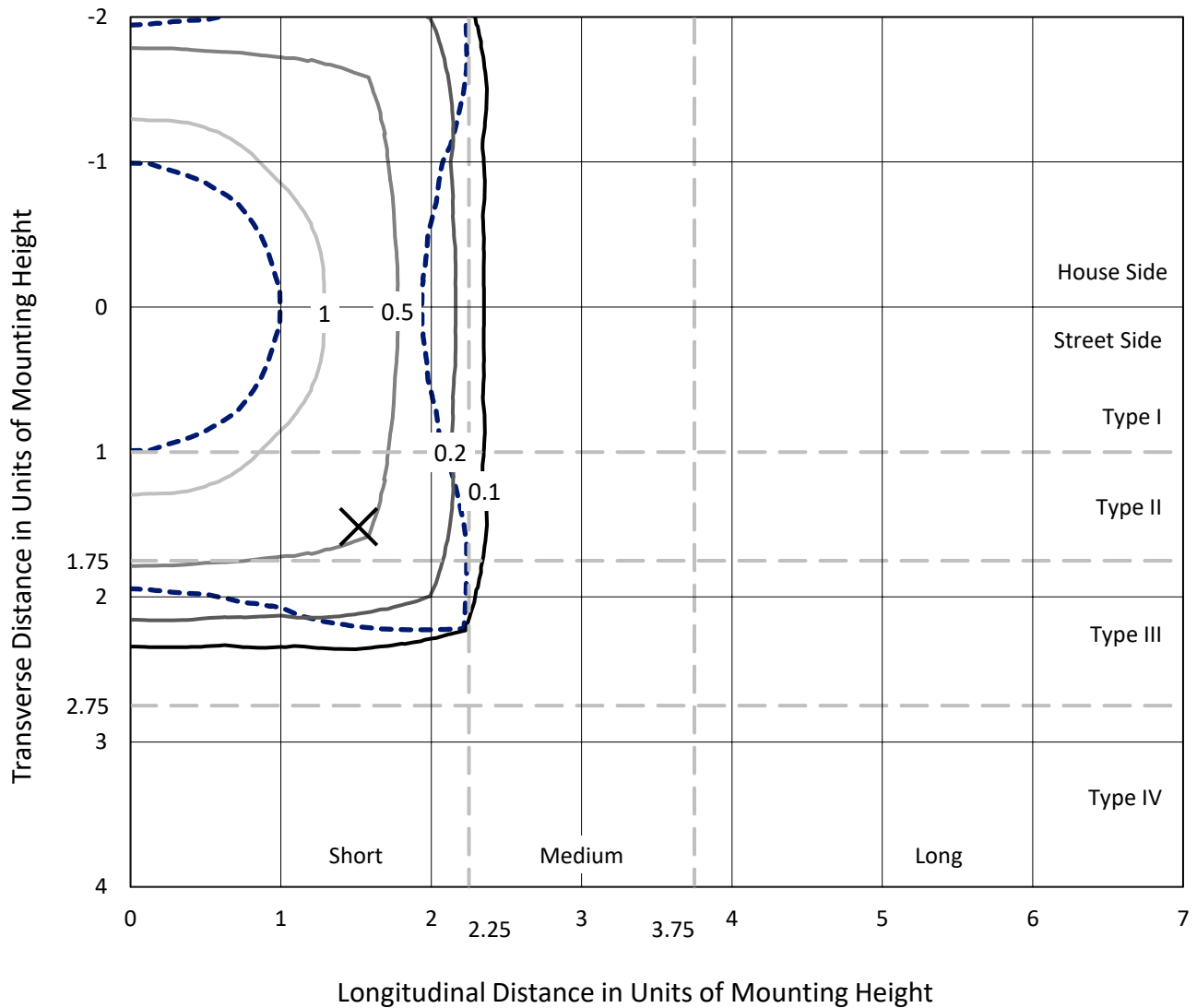
Input Watts (W): 84.7
Input Voltage (V): NR
Input Current (Ain): NR
Voltage Rise (V): NR
Power Factor: NR
Total Harmonic Distortion (THDi): NR
Frequency (hertz): 60
Stabilization Time: NR
Operation Time: NR
Ambient Temperature (°C): NR
Test Distance: 24 FT



REPORT NUMBER: P947960
 CATALOG NUMBER: GALN-SB3A-930-U-5NQ

Iso-Footcandle Lines of Horizontal Illumination

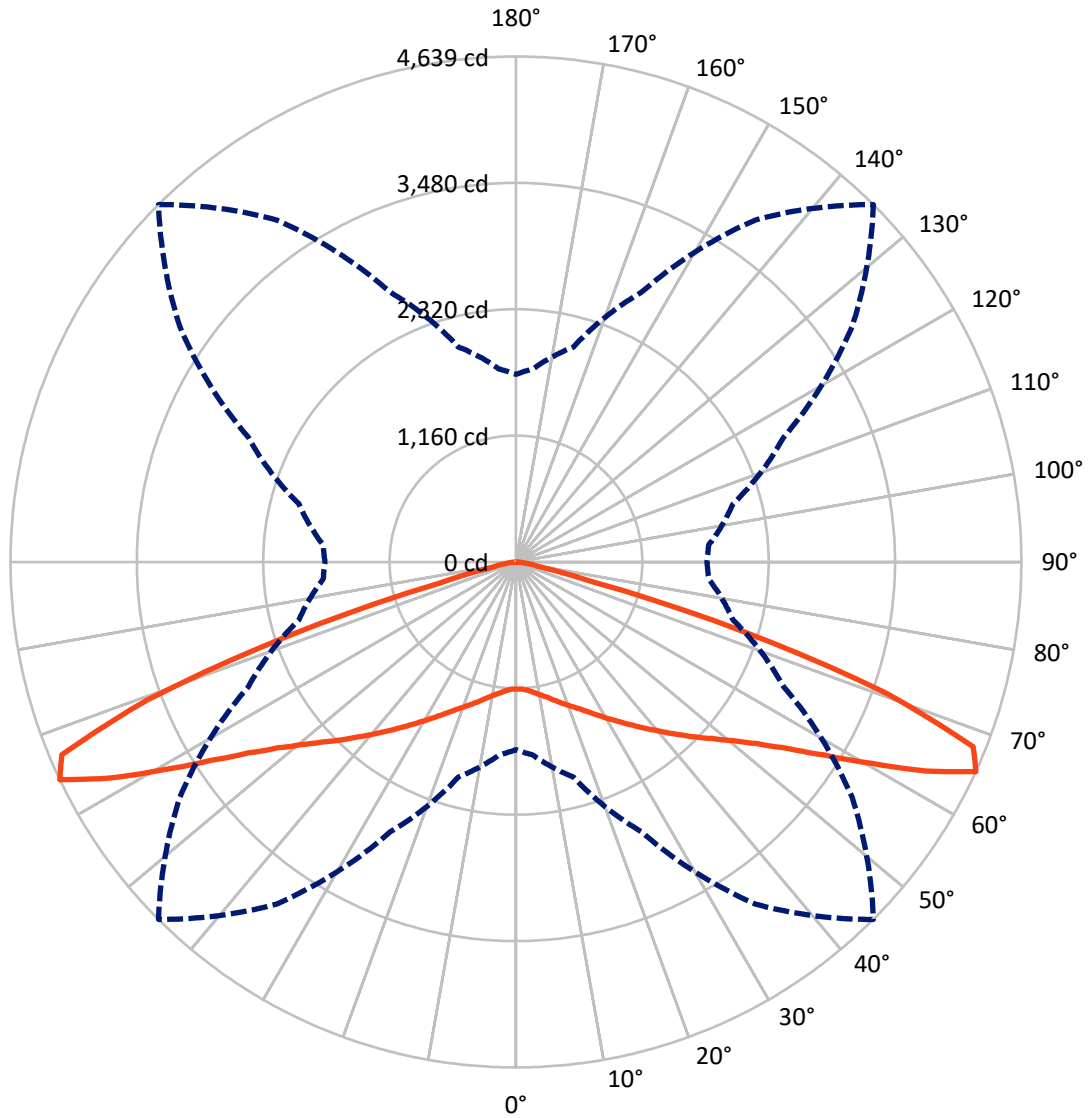
✕ Max cd
 - - - 1/2 Max cd



Based on 25 foot mounting height. Maximum calculated value = 1.9 fc
 Type V - Short - N/A

REPORT NUMBER: P947960
CATALOG NUMBER: GALN-SB3A-930-U-5NQ

Luminous Intensity Polar Plot



— Vertical Plane Through 45-Deg Lateral - - - Horizontal Cone Through 65-Deg Vertical

REPORT NUMBER: P947960
 CATALOG NUMBER: GALN-SB3A-930-U-5NQ

FLUX DISTRIBUTION:

		Downward	Upward	Total
House Side	Lumens	4905.5	0.0	4905.5
	% Fixture	50.0	0.0	50.0
Street Side	Lumens	4905.5	0.0	4905.5
	% Fixture	50.0	0.0	50.0
Total	Lumens	9811.0	0.0	9811.0
	% Fixture	100.0	0.0	100.0

Coefficient of Utilization

ZONAL LUMENS:

Zone	Lumens	% Fixture
0°-10°	115.2	1.2
10°-20°	376.0	3.8
20°-30°	709.9	7.2
30°-40°	1162.5	11.8
40°-50°	1802.5	18.4
50°-60°	2662.7	27.1
60°-70°	2534.6	25.8
70°-80°	409.0	4.2
80°-90°	38.6	0.4
90°-100°	0.0	0.0
100°-110°	0.0	0.0
110°-120°	0.0	0.0
120°-130°	0.0	0.0
130°-140°	0.0	0.0
140°-150°	0.0	0.0
150°-160°	0.0	0.0
160°-170°	0.0	0.0
170°-180°	0.0	0.0
0°-90°	9811.0	100.0
0°-180°	9811.0	100.0



REPORT NUMBER: P947960

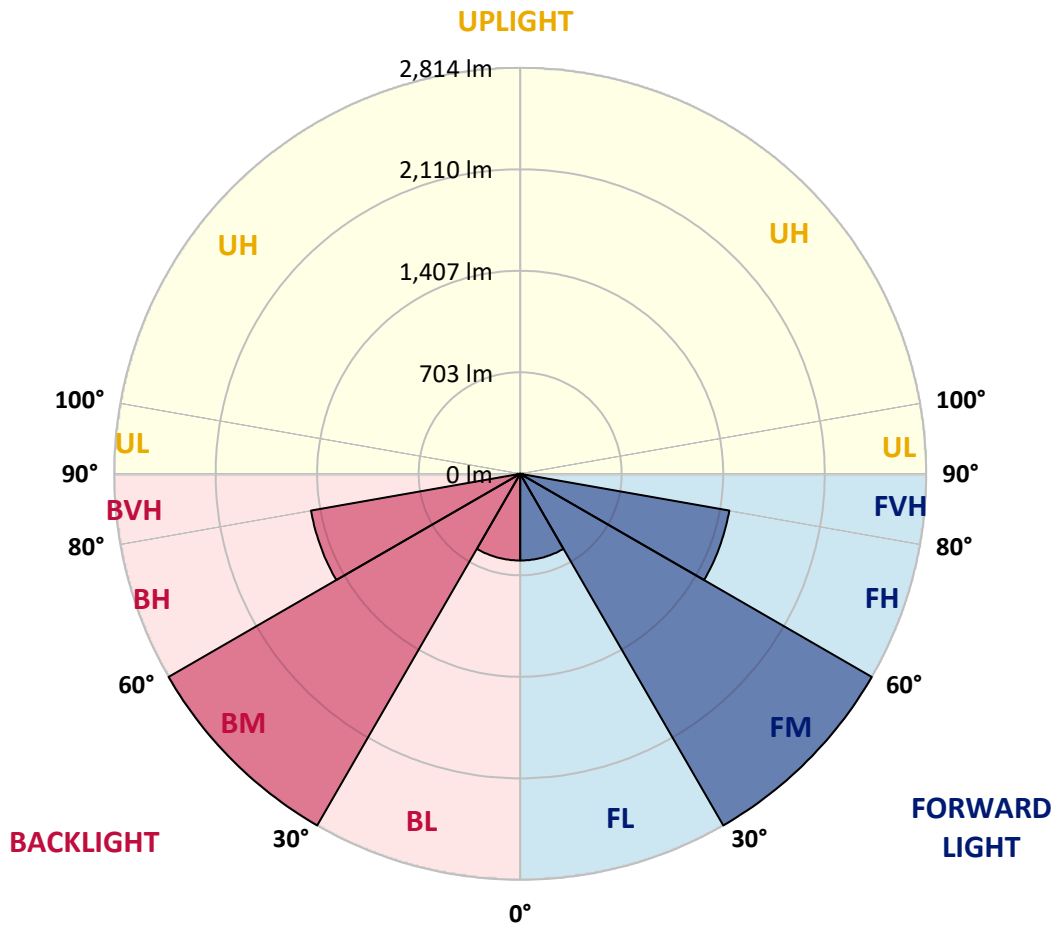
CATALOG NUMBER: GALN-SB3A-930-U-5NQ

LUMINAIRE CLASSIFICATION SYSTEM LUMEN TABLE AND BUG RATING:

Zone	Lumens	% Fixture	Zone Rating/Lumen Limit		
			B	U	G
FL (0°-30°)	600.6	6.1			
FM (30°-60°)	2813.8	28.7			
FH (60°-80°)	1471.8	15.0			G1/1800
FVH (80°-90°)	19.3	0.2			G1/100
BL (0°-30°)	600.6	6.1	B2/1000		
BM (30°-60°)	2813.8	28.7	B3/5000		
BH (60°-80°)	1471.8	15.0	B3/2500		G1/1800
BVH (80°-90°)	19.3	0.2			G1/100
UL (90°-100°)	0.0	0.0		U0/0	
UH (100°-180°)	0.0	0.0		U0/0	

BUG Rating: B3-U0-G1

Type V Short



REPORT NUMBER: P947960
 CATALOG NUMBER: GALN-SB3A-930-U-5NQ

CANDELA DISTRIBUTION (FULL):

	0°	5°	15°	25°	35°	45°	55°	65°	75°	85°
0°	1167.6	1167.6	1167.6	1167.6	1167.6	1167.6	1167.6	1167.6	1167.6	1167.6
2.5°	1175.5	1171.5	1174.5	1172.0	1170.1	1168.1	1169.1	1172.5	1174.0	1174.5
5°	1191.2	1187.8	1189.3	1189.3	1185.8	1184.8	1185.3	1187.8	1190.7	1190.7
7.5°	1216.8	1213.4	1216.8	1214.9	1211.9	1210.9	1210.4	1212.4	1216.8	1216.8
10°	1247.8	1243.9	1245.9	1244.9	1241.4	1240.0	1239.5	1242.4	1246.4	1245.9
12.5°	1281.8	1277.4	1279.8	1276.9	1275.9	1274.4	1274.4	1273.9	1276.4	1274.4
15°	1319.7	1316.8	1317.7	1315.8	1317.2	1316.3	1312.3	1310.4	1311.3	1308.4
17.5°	1364.5	1357.6	1361.1	1360.1	1360.1	1362.0	1355.6	1353.2	1355.2	1352.2
20°	1416.2	1409.3	1410.8	1408.8	1406.3	1408.3	1400.4	1402.4	1403.9	1401.9
22.5°	1472.8	1463.9	1463.4	1464.4	1459.0	1459.5	1454.1	1459.0	1462.0	1456.6
25°	1530.9	1521.5	1527.9	1525.5	1518.6	1520.1	1516.1	1521.0	1523.5	1516.6
27.5°	1592.4	1586.0	1591.9	1593.4	1585.0	1590.9	1585.0	1589.5	1591.9	1581.6
30°	1664.3	1657.9	1663.3	1667.2	1657.4	1666.7	1661.8	1664.8	1665.3	1653.0
32.5°	1742.6	1732.7	1746.5	1748.5	1737.6	1748.9	1742.6	1746.5	1748.9	1732.2
35°	1838.0	1825.7	1841.5	1839.0	1829.7	1839.0	1833.1	1839.0	1844.9	1824.8
37.5°	1940.9	1928.1	1944.9	1940.4	1931.6	1938.0	1934.5	1938.5	1947.8	1926.2
40°	2054.1	2038.4	2061.0	2053.2	2044.8	2043.8	2045.8	2048.2	2060.5	2036.4
42.5°	2175.2	2158.5	2192.5	2180.2	2168.3	2160.5	2166.9	2171.8	2183.6	2156.5
45°	2313.6	2294.4	2338.7	2323.9	2305.2	2288.9	2299.3	2306.7	2323.9	2291.4
47.5°	2466.2	2444.5	2491.7	2487.3	2456.8	2421.4	2445.0	2466.2	2479.0	2439.6
50°	2615.3	2598.6	2660.6	2666.0	2628.6	2578.9	2611.9	2643.9	2647.3	2595.6
52.5°	2755.1	2738.4	2828.4	2862.4	2828.9	2769.9	2804.8	2837.3	2811.2	2744.3
55°	2866.8	2853.1	2967.8	3055.4	3066.7	3018.0	3038.6	3037.6	2952.0	2849.1
57.5°	2893.9	2891.9	3036.7	3222.2	3340.4	3346.3	3305.4	3201.1	3016.5	2878.2
60°	2770.9	2783.2	2982.0	3309.4	3624.4	3755.3	3578.6	3280.8	2943.1	2751.2
62.5°	2402.7	2435.1	2674.9	3203.0	3853.8	4225.9	3797.7	3159.7	2641.9	2391.3
65°	1721.9	1778.5	2043.3	2733.4	3833.1	4639.4	3766.2	2711.3	2063.0	1774.1
67.5°	781.2	838.8	1063.7	1871.5	3332.0	4527.2	3324.1	1891.2	1116.9	841.7
70°	283.0	292.9	365.2	749.2	2129.5	3607.2	2220.5	754.6	388.4	312.1
72.5°	171.3	172.8	188.0	268.3	739.8	2190.0	771.3	277.1	192.0	170.3
75°	108.8	107.8	133.9	163.9	262.4	738.9	275.2	163.9	133.4	121.6
77.5°	78.3	80.7	96.0	122.6	165.4	250.6	162.4	117.2	96.0	78.8
80°	58.6	60.1	69.9	95.5	116.2	156.0	103.4	86.6	72.4	49.2
82.5°	42.3	42.3	45.8	69.4	70.9	84.2	56.1	61.0	47.7	34.9
85°	25.1	24.6	28.6	41.3	36.9	31.0	25.6	37.4	30.0	21.7
87.5°	8.9	9.4	8.9	11.8	9.8	8.4	7.9	10.3	8.4	7.4
90°	0.0	0.0	0.0	0.0	0.0	0.0	0.0	0.0	0.0	0.0

(END C

90°
1167.6
1174.5
1190.7
1215.4
1244.9
1275.4
1308.9
1354.7
1406.3
1462.0
1524.5
1589.5
1660.3
1743.5
1837.1
1939.4
2044.3
2170.8
2308.1
2452.9
2602.0
2746.2
2852.6
2869.3
2728.5
2376.6
1752.9
829.4
308.1
173.3
122.6
80.2
50.7
34.9
21.2
6.9
0.0

OF REPORT)